


Dear Butterflies and Bumblebees,

Well done for all of your hard work with your home learning last week! This week, we would like you to continue to focus on your handwriting and also think about your tricky words. We have enclosed a sheet with some tricky words on, can you read the words and then copy them below? Please practice the tricky words on the sheet we have provided, as these are the lines we use for our writing at school.

Love Bobby and Bertie



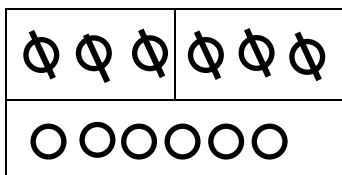
Week beginning 4th May 2021

Dear Parents/Carers,

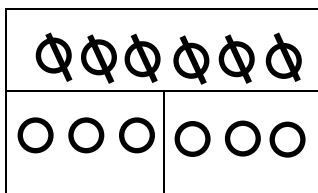
This week, we have had another busy week here in Foundation. In Literacy, we have continued to learn our new model text called 'The Dinosaur Party'. We have started to 'box-up' the story by talking about a different part of the story each day and encouraging the children to write sentences, captions or labels for their pictures. Ask your child if they can tell you the different parts of the story and show you some of the actions.

In Maths, we have continued with our learning about sharing, this week focusing on sharing between 4. This has followed on nicely from our learning about doubling and halving. We have followed our usual CPA approach and this is something you can help the children with at home. Below you will find an example of how we use the bar model to double, halve and share. The language we use when halving and sharing is "one for me, one for you" or "one for me, one for you, one for my friend." Sharing sweets, raisins and toys at home gives the learning real context. You could even get your child to draw a bar model and demonstrate what they've been up to.

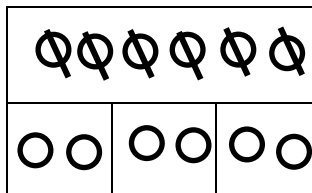
Doubling –



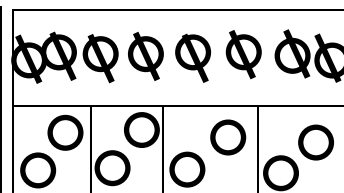
Halving -



Sharing between 3 -



Sharing between 4 -



As mentioned at the top of this newsletter, this week's home learning is focused around handwriting and tricky words. We are really concentrating on letter formation at school at the moment and any amount you can do at home to support this will really help. This week, some children will also be bringing home a new set of tricky words to practice. On the back of this newsletter we have listed the tricky words the children have been learning for your reference.

We are so impressed with how well the children are coming into school in the morning and they are showing real maturity as we get towards the end of the year. As they are now more settled with the routine, you may find that we are not always right by the back door of the classroom in the morning. Please encourage your child to come into class independently as this will give us a better chance to support the children with their morning activity, as well as starting to prepare them for moving into Year 1. Of course, if you need to speak to us we are always available.

Dates for your diaries:

- **Tuesday 25th and Wednesday 26th May:** Parent Teacher Consultations (Further details to follow)
- **Friday 28th May:** End of Term 5

We are running low on junk modelling so any empty boxes and tubes would be great for making dinosaur models!

Please remember that if you have any queries or questions you can write us a note in the home school diary and we will find a time to answer your question.

Mrs Brown, Mrs Uttley, Mrs Fawcett-Jones, Mrs Coates, Mrs Wade and Mrs Shrestha

Below, you will find the tricky words from Phases 2, 3 and 4 of our phonics scheme. At this stage, all children have learnt and should be able to recognise Phase 2 and 3 words. Some children have recently started learning the Phase 4 words as well.

Phase 2, 3 and 4 Tricky Words

Phase 2

I
no
the
to
go
into

Phase 3

he
she
we
me
be
you
are
her
was
all
they
my

Phase 4

said
have
like
so
do
some
come
little
one
were
there
what
when
out