

Dear Ladybirds and Bumblebees,

Have a look at the end of this week's newsletter to find a fun Snakes and Ladders blending game for you to play at home.

Don't forget to check out this week's Language Link activity at the end of this newsletter too, along with the vocabulary we will be using next week. Spending a few minutes discussing the coming week's vocabulary over the weekend is a great way to prepare for the week ahead.

Love Buzz and Lottie



Week beginning 1<sup>st</sup> January 2024

Dear Parents/Carers,

Happy New Year and a warm welcome back to Term 3! We hope you all had a relaxing and enjoyable Christmas holiday with your family and friends.

This week we have kicked off our new topic of 'Superheroes' with a very special message from a real superhero! Sandgate Superhero sent us a video asking for our help. All of his superhero friends are still on holiday so he needs us to join his gang. We have started by making our own superhero masks and deciding on our superhero names. We are hoping Sandgate Superhero will be back soon with more challenges!

We also began learning the story 'Superworm' by Julia Donaldson this week. This will be our focus text for the next three weeks.

In Maths this week, we were learning the names and properties of 3D shapes.

Next week, please could you send in an old, plain t-shirt (any colour) for an activity involving cutting and decorating, which we have planned for the children. We would really appreciate it if you could write your child's name on the label and send these into school by Monday 15<sup>th</sup> January.

We would also be very appreciative of any items that the children could use for junk modelling, such as cereal boxes, kitchen roll tubes, clean plastic bottles etc.

Just a reminder that our PE days for this term continue to be a **Monday** and **Friday**. The children will still need to come to school in their PE kit on these days.

With that said, please remember that the children will be attending the Reception Fun Morning at the Three Hills next Thursday, 11<sup>th</sup> January. Please send the children to school in their PE kits next Thursday, instead of Friday. Please also ensure you have returned your permission slip by Monday (8<sup>th</sup> January).

A big well done to those children who completed their reading books over the Christmas holidays and continued to practise their sounds and Rainbow Words. It is important that the children keep this up during the school holidays, as it helps them retain everything that they have learnt so far.

This week we have begun Phase 4 of Animaphonics. In this phase, children consolidate the sounds that they have learnt so far and extend their word reading beyond three-phoneme words. This week we also focussed

on 'ff' and learnt the Rainbow Word 'go'. We will send home flashcards of the first three Rainbow Words of this term in Week 3 and a further three in Week 6.

On Monday, you will find an additional reading book in your child's book bag. These books are 'sharing books'; books for you to read to your child and enjoy together. We will change these books every Monday if you write us a little note to let us know that you have read them.

Please remember that if you have any queries or questions, you can always catch us at the end of the day, or write us a note in your child's home-school diary.

The Foundation Team

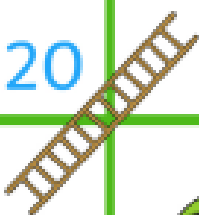









### **Vocabulary we will be introducing next week:**

#### Creating with Materials

- Materials – what something is made from
- Properties – the qualities of a material that may suit it to specific purposes -e.g. hard, smooth
- Rough – uneven, irregular surface
- Smooth – an even, regular surface
- Hard – not easily broken or pierced
- Soft – not firm to touch
- Shiny – reflects light
- Dull – lacking shine or brightness
- Stretchy – able to be made longer or wider without tearing or breaking
- Natural – existing in nature; not made or caused by humans
- Man-made – made by humans
- Mechanism – moving parts that perform a function

#### PSHE

- Compromise – a way of reaching agreement in which each person gives up something that was wanted
- Cooperate – working together and helping others
- Flexible – adapting to new situations and being open to change

r-o-ck-e-t 20 	s-u-n-s-e-t 21 	d-o-ck 22	p-e-n 23 	<b>FINISH</b> 
m-u-g 19	s-i-ck 18	t-u-ck 17	p-a-n 16	t-i-n 15 
d-i-p 10	p-i-t 11 	r-u-n 12	n-e-ck 13 	r-a-m 14
d-o-g 9 	k-i-t 8	c-a-p 7 	g-a-p 6	t-i-ck-e-t 5
<b>START</b> 	p-o-p 1	p-a-n 2	p-o-ck-e-t 3	c-u-p 4



## Roll The Ball



This game is to help your child learn to follow short instructions that involve two important bits of information and to listen carefully.

You will need a ball, a car, a teddy and another soft toy to play this game.

Start with the ball and teddy. Roll the ball to teddy saying; 'I'm rolling the ball to teddy'. Let your child have a turn at rolling the ball to teddy. Remember to tell your child what he or she is doing. Next introduce the other soft toy to the game. Demonstrate rolling the ball to the new toy. Let your child have a go.

Practice giving your child instructions and see if he or she can roll the ball to the toy you say e.g. 'Roll the ball to teddy' or 'Roll the ball to rabbit'. Finally introduce the car and ask your child to roll the car or the ball to the teddy or the rabbit e.g. 'Roll the car to rabbit', 'Roll the ball to teddy'.

Now let your child be the teacher and give you instructions to follow. You may need to remind your child to tell you what to roll and which toy to roll it to.

### Variations:

To make this game easier get your child to copy what you have done saying what he or she is doing.

To make this game harder use more things to roll and more toys to roll them to.