

Dear Ladybirds and Bumblebees,

Have a look at the end of this week's newsletter to find a fun Snakes and Ladders blending game for you to play at home.

Don't forget to check out this week's Language Link activity at the end of this newsletter too, along with the vocabulary we will be using next week. Spending a few minutes discussing the coming week's vocabulary over the weekend is a great way to prepare for the week ahead.

Love Buzz and Lottie



Week beginning 6th January 2025

Dear Parents/Carers,

Happy New Year and a warm welcome back to Term 3! We hope you all had a relaxing and enjoyable break with your family and friends.

This week we have kicked off our new topic of 'Heroes and Villains' with a very special message from a real superhero! Sandgate Superhero sent us a video asking for our help. All of his superhero friends are still on holiday so he needs us to join his gang. We have started by making our own superhero masks and deciding on our superhero names. We are hoping Sandgate Superhero will be back soon with more challenges!

We have also been discussing real life super heroes and the different occupations they might have and learning the story of 'Superworm' by Julia Donaldson. This will be our focus text for the next few weeks. In Maths, we have been learning the names and properties of 3D shapes and have found many examples in our classroom environment (balls that are **spheres**, boxes that are **cuboids**, dice that are **cubes**... but not too many cones!). In PE, we have started our new units of Dance and Games and have been enjoying practising our skills and learning new things.

Next week, please could you send in an old, plain t-shirt (any colour) that your child can use for an activity involving cutting and decorating, which we have planned for the children later in the term. We would really appreciate it if you could write your child's name on the label and send these into school by Monday 20th January (it can be before.)

Just a reminder that our PE days for this term continue to be a **Monday** and **Friday**. The children will still need to come to school in their PE kit on these days.

Important Reading Update:

A big well done to those children who completed their reading books over the Christmas holidays and continued to practise their sounds and Rainbow Words. It is important that the children keep this up during the school holidays, as it helps them retain everything that they have learnt so far. Please could we also ask that you continue to use the sound flashcards regularly with your children at home, particularly the digraphs, to ensure that they are able to recognise them on their own and within words.

This week, we have begun Phase 4 of Animaphonics. In this phase, children consolidate the sounds that they have learnt so far and extend their word reading beyond three-phoneme words. This week we also focussed on 'ff' and learnt the Rainbow Word 'go'.

Over the next few weeks, children will begin to move onto the Phase 4 books, which are longer and need more practise and repetition. Therefore, these books will only be changed **once a week** (on a Friday). The children will continue to bring home a sharing book which will still be changed on a Monday.

While still on the Phase 2 and 3 books, children will continue to have their books changed 3 times a week.

We hope that makes sense, but please do not hesitate to ask if you have any questions about reading.

The Foundation Team

Vocabulary we will be introducing next week:

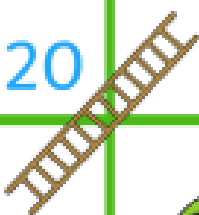









PSHE

- Compromise – a way of reaching agreement in which each person gives up something that was wanted
- Cooperate – working together and helping others
- Flexible – adapting to new situations and being open to change

Past and Present

- Air travel
- Planes
- Hot air balloons
- Gliders



r-o-ck-e-t 20 	s-u-n-s-e-t 21 	d-o-ck 22	p-e-n 23 	FINISH 
m-u-g 19	s-i-ck 18	t-u-ck 17	p-a-n 16	t-i-n 15 
d-i-p 10	p-i-t 11 	r-u-n 12	n-e-ck 13 	r-a-m 14
d-o-g 9 	k-i-t 8	c-a-p 7 	g-a-p 6	t-i-ck-e-t 5
START 	p-o-p 1	p-a-n 2	p-o-ck-e-t 3	c-u-p 4



Roll The Ball



This game is to help your child learn to follow short instructions that involve two important bits of information and to listen carefully.

You will need a ball, a car, a teddy and another soft toy to play this game.

Start with the ball and teddy. Roll the ball to teddy saying; 'I'm rolling the ball to teddy'. Let your child have a turn at rolling the ball to teddy. Remember to tell your child what he or she is doing. Next introduce the other soft toy to the game. Demonstrate rolling the ball to the new toy. Let your child have a go.

Practice giving your child instructions and see if he or she can roll the ball to the toy you say e.g. 'Roll the ball to teddy' or 'Roll the ball to rabbit'. Finally introduce the car and ask your child to roll the car or the ball to the teddy or the rabbit e.g. 'Roll the car to rabbit', 'Roll the ball to teddy'.

Now let your child be the teacher and give you instructions to follow. You may need to remind your child to tell you what to roll and which toy to roll it to.

Variations:

To make this game easier get your child to copy what you have done saying what he or she is doing.

To make this game harder use more things to roll and more toys to roll them to.