

Dear Ladybirds and Bumblebees,

This weekend, we would love for you to practise writing your Rainbow Words. You might like to try writing them in a few different ways: big, small, multicoloured, in a notebook, outside with chalk...the possibilities are endless! It would be great if you could have a go at writing them in short captions too; for example, 'the red bus', 'it was me'.

Here's a little reminder of the Rainbow Words we have learnt so far:

the	to	I	is	me	was
my	of	go	no	into	put

Love Buzz and Lottie



Week beginning 27th January 2025

Dear Parents/Carers,

The children have been harnessing their inner superheroes and have created some fantastic learning this week. We were particularly impressed with their Superworm Hot Tasks, which all of the children worked so hard on. It's fantastic to see their writing developing and the progress they all continue to make. It was also great to see the children enjoying making their superhero capes today! It was such a fun activity to end the week. Thank you so much for sending in the t-shirts.

In Maths this week, we have been partitioning 5 and using statements such as "5 is made from 4 and 1" and "5 is made from 3 and 2". We sang the nursery rhyme '5 little speckled frogs' and jumped pictures of frogs into a pool while some stayed on a log, to help us visualise this.

In the wider curriculum this week, leading on from our exploration of maps and pinpointing where we live on a map, we have been looking at aerial images and comparing how local places have changed over time. We also began to discuss ways to stay safe on the internet, in preparation for Safer Internet Day next week, as well as learning about the importance of recycling.

In phonics, we are continuing with Phase 4, which is a consolidation phase. This week we focused on the common consonant clusters 'sw' and 'st', focusing on how we can say these as one sound rather than two, which can help us blend longer words.

Whilst we are not learning any new sounds in phonics, it's a great time to continue practising fast recall of the digraphs and trigraphs the children have learnt so far, using the flashcards we have sent home. Spotting digraphs and trigraphs within words is also a key skill to practise.

Dates for your diary

Monday 10th February – Parent Consultations

Thursday 13th February – Parent Consultations

Thursday 13th February - Last day of Term 3 for the children

Friday 14th February - Staff Development Day

Monday 24th February – Term 4 begins

Please remember that if you have any queries or questions you can always catch us at the end of the day, or write us a note in the home-school diary.

Have a great weekend,
The Foundation Team

Vocabulary we will be introducing next week:

PSHE

- Hygiene – any practice or activity we do to keep clean and healthy

Reading

- Setting - where and when a story takes place

Stepping Stones

INFANT
LanguageLink

This game is to help your child learn negative words **can't** and **don't**.

You will need some cushions or pieces of paper and the pictures of stones and lily pads attached.

Put the cushions or paper on the floor to make stepping stones across a river that is full of crocodiles! Place the pictures stones and lily pads on the cushions or pieces of paper.



Your child has to try to cross the river without falling in i.e. off the cushion or piece of paper. If your child falls in the 'water' he or she will get eaten by a crocodile and have to go back to the beginning. Explain to your child that he or she can only step on the stone pictures and **can't** step on the lily pads.

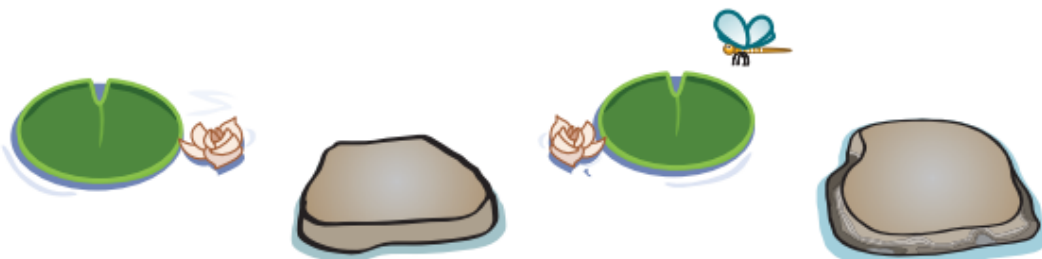
Let your child have a go at crossing the river safely. Give your child reminders as he or she goes along so he or she hears **can't** and **don't** lots of times, e.g. Off you go, **don't** step on that one, you **can't** step on the lily pads etc....

Remember to let your child be teacher sometimes. Encourage your child to use '**can't**' and '**don't**' to give you instructions.

Variations:

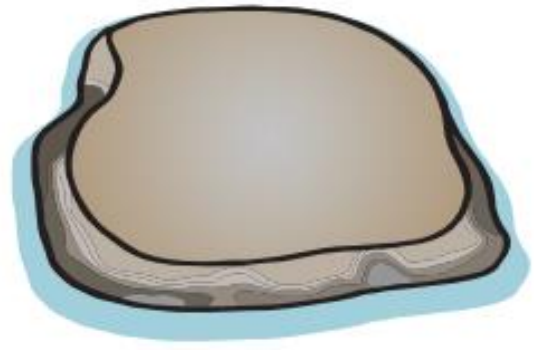
To make this game easier use one cushion or piece of paper. Give your child '**can**' or '**can't**' instructions to jump on and off the cushion.

To make this game harder use more 'stones' and 'lily pads'.






Copyright ©2017 Speech Link Multimedia Ltd



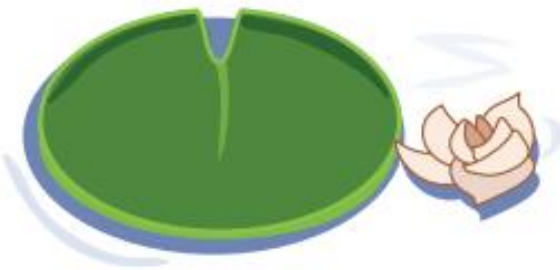
Copyright ©2017 Speech Link Multimedia Ltd



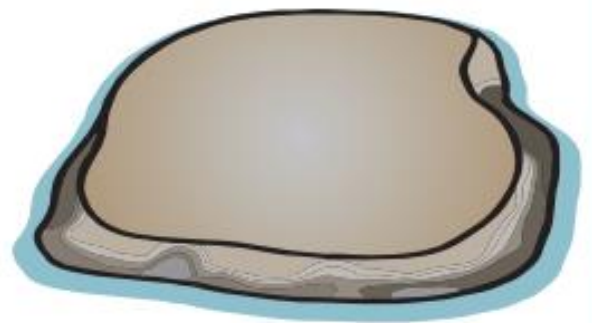
Copyright ©2017 Speech Link Multimedia Ltd



Copyright ©2017 Speech Link Multimedia Ltd



Copyright ©2017 Speech Link Multimedia Ltd



Copyright ©2017 Speech Link Multimedia Ltd