



Dear Ladybirds and Bumblebees,

We are so glad that you have been enjoying the phonics games we have provided the past two weeks. This week we have a maths game for you! It is a game to help you practise your number bonds to 10. Roll a dice and move that many spaces on the board. The number you land on is one part of 10; you need to say what the other part of 10 is. For example, if you land on 7, the other part of 10 is 3. We have provided a double dice frame to help you, if you need it, like we have been using at school. Place counters (or pom poms, Cheerios, coins etc: whatever you have to hand) on the dice frame to represent the number you land on, then see how many more you need to make 10.

Most importantly, have fun!

Love Lottie and Buzz

Week beginning 12th May 2025

Dear Parents/Carers,

We had an exciting delivery this week: caterpillars! The children have absolutely loved watching the tiny caterpillars wiggling around in their pot and are so excited to watch them grow bigger and begin to change.

In Literacy this week, we continued to take our time writing one part of The Very Hungry Caterpillar each day. We have also continued to practise using tramlines to help us with our letter sizing, with a particular focus on capital letters.

This week in Maths, we have been using our knowledge of the double dice frame to help us think about number bonds to 10. The children are easily able to recall that 5 and 5 makes 10, so the challenge has been to see which other two numbers also make 10.

In Phonics, we have been continuing with Phase 5a of the Animaphonics scheme. In this phase, we are recapping previously learnt digraphs, as well as learning alternative spellings for known digraphs. For example, in week 2 we recapped the 'ai' digraph and in week 3 we learnt the 'ay' digraph, which makes the same sound. We are also continuing to learn one new Rainbow Word every week. So far this term you should have received a copy of 'their', 'are' and 'her'. You will find 'his' in your child's book bag today.

In the wider curriculum, we have had a DT focus this week, as we have designed, made and evaluated split pin minibeast. We all really enjoyed this! We also continued our learning about the various parts of a plant, and we all planted cress.

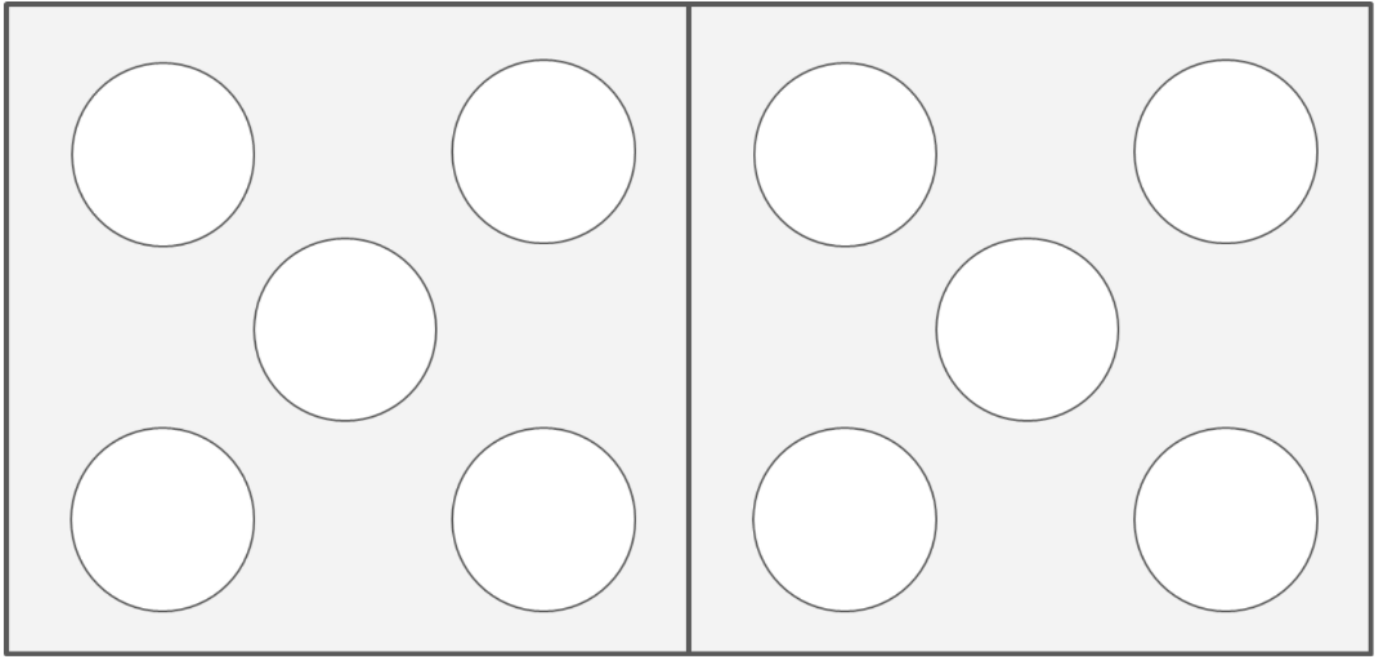
Dates for your diaries:

- **Monday 19th May:** Class photos. Children to come to school in school uniform on this day. Please bring in PE kits for Balanceability.
- **Friday 23rd May:** Last day of Term 5
- **Monday 2nd June:** First day of Term 6





Please remember that if you have any queries or questions, you can write us a note in the home-school diary or catch us at the end of the school day.

The Foundation Team

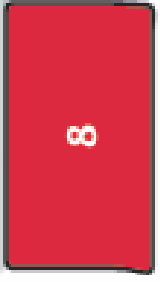





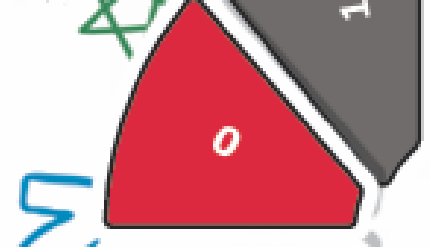
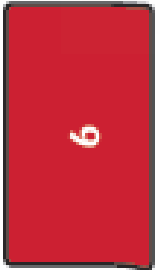


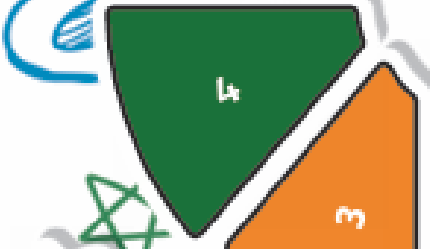
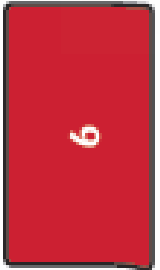

Double dice frame



Start



Fly around the room like a superhero.



Finish!

