



Sandgate Primary School

Everyone deserves the taste of success

Newsletter

Issue 26

Friday 27th March 2026

Dear Parents and Carers,

I hope everyone has had a wonderful week. This week has certainly brought us all kinds of weather — rain, sun, wind and even hail!

Well done to our Herald Cup teams for their matches this week. The Girls' team played a tense game against Christchurch, finishing with a 6–2 loss. However, we are currently second in the group, so we should still progress to the quarter finals. The mixed team also played brilliantly, winning 3–0 against and securing their place in the quarter finals too. Well done to all the children who took part!

Over the last two terms, we have been trialling our new Forest School Passports. These were funded by the PTA - thank you to them! These passports will follow the children throughout their time at Sandgate Primary School and are made up of three stages: Beginner, Intermediate and Advanced. Having trialled them with some year groups, Year 1 will officially begin using them next term.

The passports include stamps that can be earned in the five key strands of our Forest School provision: Fire, Shelter, Woodcraft, Nature and Rope. Children earn stamps by demonstrating specific skills within each strand. For example, at Beginner level in Woodcraft, children can achieve stamps for safely peeling a stick with a potato peeler, safely using a saw, a froe, loppers and secateurs. You will be able to see your child's passport during book looks and parent consultations.

This week, Year 3 and Year 4 also performed their poetry recitals to parents. We hope you enjoyed watching them and seeing how enthusiastic and expressive they were in their performances.

Next week is the final week of term, and school will finish on Thursday. Don't forget that Thursday is also our Easter Egg Decorating Competition. Entries should be taken straight to class in the morning. Our Chair of Governors, Wayne Wills, will be judging each year group, with a winner and runner-up receiving a chocolatey prize!

This week there has been some dangerous parking outside of the school on the painted zig zags and in front of the gates. Cars should not park on the zig zags outside of school nor wait in front of the gates. This is an emergency access point and needs to be opened quickly should a situation arise. The zig zags are there to keep everyone safe and parking on them also adds to the congestion outside by affecting the flow of traffic down Cooling Lane. We are in regular contact with KCC and the enforcement teams about this and have asked them to patrol more outside of school. Most parents do not park on the zig zags and do help us to keep it safe for our children - thank you for this. Please help us to keep drop off and pick up times safe.

Have a wonderful weekend.

Mrs Jones

Acting Headteacher

Sporting Events

3rd June 2026: Football Tournament at Three hills (Selected Years 1 and 2)

1st July 2026: District Sports, 3.30pm-6pm (Selected Years 3, 4, 5 and 6)



Sports Days

Monday 15th June, EFYS and KS1

Tuesday 16th June, KS2

Gold Book

Congratulations to the following children who were rewarded in the Gold Book this week.

Adela Umar	Ladybirds	Elijah Flo	Lions
	Ladybirds	Mollie	Lions
Albert Fynn	Bumblebees	Alfie Joe	Seahorses
	Bumblebees		Seahorses
Albie Mallie	Owls	Sonnie Sam	Turtles
	Owls		Turtles
Henry Mila	Rabbits	Arhaan Elliott	Rhinos
	Rabbits		Rhinos
Aria Pixie	Penguins	Jack Scarlett	Hippos
	Penguins	Blaine	Hippos
Reuben Theo	Panthers	Elliot Elsie	Gorillas
	Panthers		Gorillas
Eva Olimpia	Bears	Mary Logan	Manta rays
	Bears		Manta rays



Safeguarding Snapshot

Top Tips for Parents

Each week we will send home a snapshot of safeguarding information to help keep your child safe.



All About Whatsapp



Did you know this?

Advice for Parents & Carers

CLICK HERE

CREATE A SAFE PROFILE

Even though someone would need a child's phone number to add them as a contact, it's also worth altering a young person's profile settings to restrict who can see their photo and status. The options are 'everyone', 'my contacts' and 'nobody' - choosing one of the latter two ensures that your child's profile is better protected.

EXPLAIN ABOUT BLOCKING

If your child receives spam or offensive messages, calls or files from a contact, they should block them using 'settings' in the chat. Communication from a blocked contact won't show up on their device and stays undelivered. Blocking someone does not remove them from your child's contact list - so they also need to be deleted from the address book.

REPORT POTENTIAL SCAMS

Young people shouldn't engage with any message that looks suspicious or too good to be true. When your child receives a message from an unknown number for the first time, they'll be given the option to report it as spam. If the sender claims to be a friend or relative, call that person on their usual number to verify it really is them, or if it's someone trying to trick your child.

LEAVE A GROUP

If your child is in a group chat that is making them feel uncomfortable, or has been added to a group that they don't want to be part of, they can use WhatsApp's group settings to leave. If someone exits a group, the admin can add them back in once; if they leave a second time, it is permanent.

THINK ABOUT LOCATION

If your child needs to use the 'live location' function to show you or one of their friends where they are, advise them to share their location only for as long as they need to. WhatsApp gives a range of 'live location' options, and your child should manually stop sharing their position as soon as it is no longer needed.

DELETE ACCIDENTAL MESSAGES

If your child posts a message they want to delete, WhatsApp allows the user seven minutes to erase a message. Tap and hold on the message, choose 'delete' and then 'delete for everyone.' However, it's important to remember that recipients may have seen (and taken a screenshot of) a message before it was deleted.

CHECK THE FACTS

You can now fact-check WhatsApp messages that have been forwarded at least five times, by double-tapping the magnifying glass icon to the right of the message. From there, your child can launch a Google search and decide for themselves whether the message was true or not.

Monday 30th March	Tuesday 31st March	Wednesday 1st April	Thursday 2nd April	Friday 3rd April
<p>Drawing Club, Yrs 1 & 2, 3.15pm-4.00pm</p> <p>Environmental Club, KS2, 3.15pm-4.00pm</p> <p>Gymnastics 3.15pm-4.15pm (Please contact: info@venturecamps.co.uk 07548 294804)</p> <p>Invite Only Football</p>	<p>Art Club, KS2, 3.15pm-4.00pm</p> <p>Karate 3.30pm-4.30pm (Please contact Sensei Trevor on 07966686377)</p>	<p>Rocksteady PM</p>	<p>Dance Club. 3.15pm-4.00pm. Years 1-6. (Please contact Charley on 07772 637271) If there is someone else collecting your child from Dance, please contact Charley directly.</p> <p>Next Gen Football Club. 3.15pm-4.15pm. Please contact: NEXT GENERATIONSPORTS COACHING.ORG</p>	<p>Good Friday</p>



Clay club have had a lot of fun this term making pinch pots and clay animal tiles. What do you think?

Year 1 have been making some amazing playground equipment in their DT lessons.



Congratulations to Joni and Stanley in year 6 whose work was featured in the Kent on-screen event in Ashford Cinema last week.

Dyslexia-Friendly Reading at Sandgate Primary School

We are delighted to share that Sandgate Primary School continues to expand its range of dyslexia-friendly reading materials to support all learners—especially those who benefit from more accessible, confidence-building texts. Reading should be an enjoyable experience for every child, and these specialist books are designed to make that possible.

What Makes These Books Dyslexia-Friendly?

Dyslexia-friendly books are created with accessibility in mind. They typically feature:

- ★ Clear, well-spaced fonts
- ★ Cream or tinted paper to reduce visual stress
- ★ Shorter chapters and engaging storylines
- ★ High-interest content matched with accessible reading levels






These features help readers build fluency, stamina, and enjoyment—without feeling overwhelmed.

Our Dyslexia-Friendly Book Collections

Badger Learning offer a fantastic selection of high-interest, lower-reading-difficulty books. These titles are designed to encourage reluctant or struggling readers by pairing age-appropriate themes with easier text.



Barrington Stoke is widely recognised for its award-winning dyslexia-friendly books. Their stories are written by well-known authors, using carefully designed layouts and specialised fonts. These books are ideal for boosting confidence and fostering a love of reading.



PhonicBooks provide structured, phonics-based stories that support developing readers who benefit from a systematic approach. Their books gradually build decoding skills while keeping children engaged with exciting adventures and appealing characters.

Where Can My Child Access These Books? These dyslexia-friendly books are available in school. Families and children can request them through class teachers, or specifically via: Mrs Norman (Year 6) and the SLT Office (Mrs Shoob or Mr Evans).

Understanding Sensory Processing Difficulties

Many children experience the world through their senses in ways that feel “too much,” “too little,” or simply different from what adults expect. This is often described as sensory processing difficulties or sensory processing differences.

What Are Sensory Processing Difficulties?

Sensory processing refers to how the brain receives information from the senses (touch, taste, smell, sight, hearing, movement, balance, and body awareness) and how it organises that information so a child can respond appropriately.



When a child has sensory processing difficulties, their brain may:

- ❖ Be over-responsive – sensory input feels overwhelming (e.g., loud noises hurt, clothing feels “scratchy,” bright lights feel too intense).
- ❖ Be under-responsive – they may not notice sensory input (e.g., doesn’t react to name, seeks deep pressure and doesn’t feel pain strongly).
- ❖ Seek sensory input – they may crave sensory experiences (e.g., jumping, spinning, touching everything, chewing).



These differences are common in children, including those who are neurodiverse or neurotypical. It is simply how their brain works.

How You Can Support Your Child at Home

1. Create a Calm, Predictable Environment

Children with sensory differences often do well when they know what to expect.

- ❖ Try visual schedules or simple picture routines.
- ❖ Offer reminders before transitions (e.g., “In two minutes we’re turning off the TV”).
- ❖ Create a cosy, quiet corner with dim lights, pillows, or blankets.



2. Use Regulating Sensory Activities

These activities can help “settle” or “wake up” a child’s nervous system.

- ❖ Calming (“down-regulating”) activities
- ❖ Deep pressure (big bear hugs, weighted lap pad, burrito wrap with blanket)
- ❖ Slow rocking or swaying
- ❖ Warm bath
- ❖ Playing with playdough, sand, or water



Energising (“up-regulating”) activities

- ❖ Jumping on a trampoline or bed
- ❖ Animal walks (crab, bear, frog jumps)
- ❖ Swinging
- ❖ Heavy work (carrying groceries, pushing a laundry basket, helping vacuum)



Tip: “Heavy work” (pushing, pulling & lifting) is one of the most effective ways to help regulate the nervous system. Get your child to push against your hands imagining they are trying to push a wall over.

3. Reduce Sensory Overload

If your child is over-responsive to sensory input, small adjustments help.

Strategies:

- ❖ Keep background noise low (turn off unused TV/radio).
- ❖ Use soft lighting instead of bright overhead lights.
- ❖ Offer noise-reducing headphones for loud places.
- ❖ Let your child choose clothing with preferred textures or remove labels.



4. Give Them Perceived Control and Choices

Allowing your child to make sensory-based choices can reduce anxiety and resistance.

Examples:

“Do you choose the bright bathroom light or the night light, which do you choose?”

“Do you choose the trousers or shorts, which do you choose?”

“Do you choose to sit on the chair or the floor cushion, which do you choose?”

5. Use Positive Language About Sensory Needs

Help your child understand their body and build self-advocacy.

Try saying:

- ❖ “Your body needs movement right now—let’s do 10 jumps.”
- ❖ “That sound felt too loud for you. Let’s take a break.”



This teaches them that their feelings are real and manageable.

6. Break Tasks Into Small, Predictable Steps

Some sensory differences make daily tasks more challenging.



For example:

- ❖ Brushing teeth → try flavoured toothpaste options, electric vs. manual brush, brushing in front of a mirror.
- ❖ Getting dressed → lay out two simple choices, allow extra time, use clothing they tolerate.

Final Thoughts

Sensory processing differences are not poor behaviour, laziness, or something a child will grow out of. They are expressions of how a child experiences the world.

With the right support, a child can learn to understand their body, feel calmer, and thrive at school and home.

If you would like more information, or support for your child, please contact sen@sandgate.kent.sch.uk - Mrs Shoob (Deputy Head and SENDCO) or Wendy Hill (FLO and SENDCO Assistant) would be happy to meet to discuss further.



Easter Egg Decorating Competition

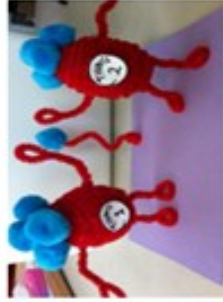


All children are invited to take part in an egg decorating competition on Thursday 2nd April (last day term)

If your child wishes to take part, please send entries to class on the morning of Thursday 2nd April.

There will be a winner and a runner up for each class and these will be announced and celebrated in Gold Book Assembly on the last day of term. Be as creative as you can! To be judged by Wayne Wills, our chair of governors.

What an egg-citing day it will be!



Dates for your Diary

Wednesday 1st April: PTA Easter Bingo. 6pm
 Thursday 2nd April: Last day of Term 4.
 Friday 3rd April: Good Friday (Bank Holiday)
 Monday 20th April: First day of Term 5.
 Tuesday 5th May: Book Share for Years 3, 4, 5 and 6.
 Thursday 7th May: Book Share for Years R, 1 and 2



PTA Events

Wednesday 1st April at 6pm:
 Easter Bingo, Main Hall
 Wednesday 29th April: Cake Sale
 Tuesday 5th May: PTA Meeting at 7.30pm
 Friday 22nd May: Colour Run!
 Friday 5th June: Break the Rules Day!
 Friday 10th July: Summer Sizzle!



A 5 day trek by one of our parents in the Jurassic Coast for CoppaFeel!
 Please see link below for the Just Giving page:

https://www.justgiving.com/page/emma-spencer-81?utm_medium=FR&utm_source=CL&utm_campaign=lc_frp_share_transaction_transactional--donation_received--nth_donation



Thursday 2nd April
 Last Day of Term
 will be
 Fish and Chip Day!

SMILE

Easter HOLIDAY CLUBS

Unleash your creativity at SMILE's Easter Holiday Clubs!

- Tuesday 7th April 10:30-14:30**
Tote bags & mobiles
- Wednesday 8th April, 10.30-14:30**
Mini escape room & hoodies
- Thursday 9th April, 10.00-14:00**
Finger Skateboards & t-shirts
- Friday 10th April 10:00-14:00**
Bunny making & Canvas painting
- Tuesday 14th April 10:00-14:00**
Modelling & Peg Doll Making
- Friday 17th April 10:00-14:00**
Beanie hat embroidery & Back Packs

£30/day Lunch included!

Want to join the fun? Pop along with your children or your friends after the holiday clubs for crafts and snacks until 4.30pm!

www.smilesandgate.co.uk

AFTER SCHOOL CLUB

Creative after school care for years 2-6

Creative, hands-on fun!

- Painting
- Crafting
- Lego
- Den building
- Fun-packed playroom

Mon, Tues, Weds, Thurs
 16:00 - 18:00

£12.00
 +£2 to collect from Sandgate Primary

Smile Sandgate
 21 Sandgate High Street
www.smilesandgate.co.uk

TERM TIME CLASSES

Cygnets ARTSCHOOL ARTS AND CRAFTS

HOLIDAY WORKSHOPS

Book here:

Holiday Workshops

FOR AGES 5-12

Springtime Wonders

Tuesdays & Wednesdays

SANDGATE PRIMARY SCHOOL
 Coolinge Lane, Folkestone,
 CT20 3QU

£27/Class
 £50/Day
 £95/Week

07391 670905 | FOLKESTONE@CYGNETSARTSCHOOL.COM
WWW.CYGNETSARTSCHOOL.COM/BRANCH/FOLKESTONE

Cygnets teaches traditional drawing, painting, and sculpture, combined with unique projects, experienced teachers & professional quality materials.

We run two holiday workshops per day, so students can attend individual classes, or bring a packed lunch and stay for both!

Lots of different projects to choose from.

<p>Tuesday 7th April</p> <p>10.30 - 12PM Fox Cub with Pencil 12.30 - 2PM Murruration with Gouache</p>	<p>Tuesday 14th April</p> <p>10.30 - 12PM Hare with Fineliner and Watercolours 12.30 - 2PM Bluebell Wood with Soft Pastels</p>
<p>Wednesday 8th April</p> <p>10.30 - 12PM Feather Still Life with Charcoal 12.30 - 2PM 'The Poppy Field' Study with Oil Pastels</p>	<p>Wednesday 15th April</p> <p>10.30 - 12PM Colourful Eggs with Mixed Pastels 12.30 - 2PM Chick with Clay</p>

Booking for our Summer Term coming soon!

folkestone@cygnetsartschool.com | cygnetsartschool.com/branch/folkestone

**These clubs are outside providers and are not run by the school.
Please contact them directly for information on bookings and payments.**



THE BADGER'S DEN

is coming to Sandgate Primary Forest School

eee

After school club
Mondays 3.15-4.00pm yr 1-6

eee

Weekly Forest School sessions with Helen level 3 Forest School practitioner.

First session starts on the 19th of January 2026

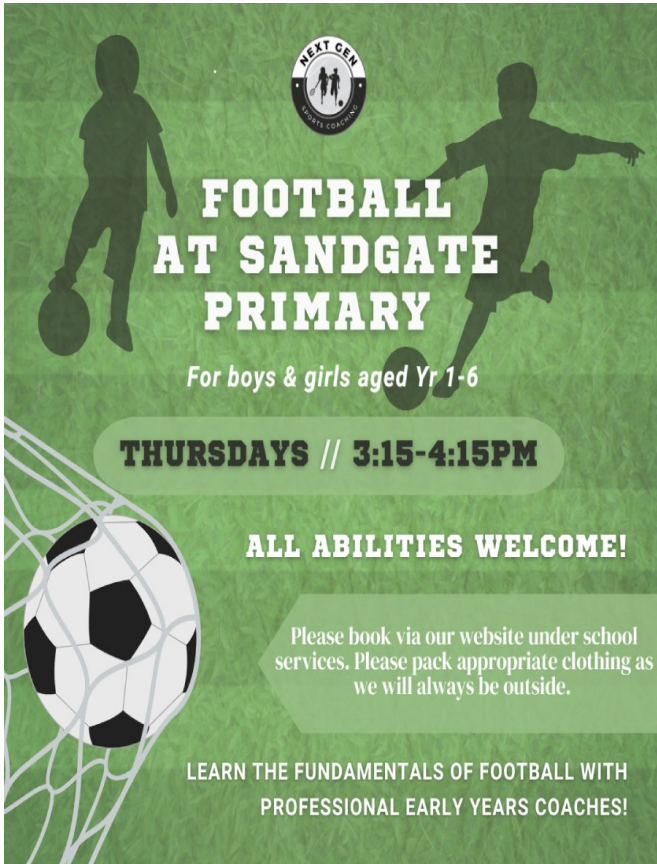
Outdoor fun


- Warm fire
- Craft activities
- Freedom to play
- Hot drinks and snacks
- Fresh air and nature
- £5 per session

Contact information

eee

If you would like to book email or call Helen on hshearcroft@me.com / 07968694113





FOOTBALL AT SANDGATE PRIMARY

For boys & girls aged Yr 1-6

THURSDAYS // 3:15-4:15PM

ALL ABILITIES WELCOME!

Please book via our website under school services. Please pack appropriate clothing as we will always be outside.

LEARN THE FUNDAMENTALS OF FOOTBALL WITH PROFESSIONAL EARLY YEARS COACHES!



LITTLE STORIES

BRINGING STORIES TO LIFE WITH ACTING, MOVEMENT & CREATIVE PLAY!


Perfect for building confidence and imagination!

Community Room: Sandgate Primary
Year 1 & 2

EVERY TUESDAY | 3:15-4:00

Register Interest:
caitlin@contactartist.info
Caitlin McCarthy
PROFESSIONAL ARTIST

£5




YOUNG PERFORMERS

Develop confidence through drama, movement, and stage skills.

Community Room: Sandgate Primary:
Years 3 - 6

EVERY TUESDAY:
4:00-5:00



Register Interest:
caitlin@contactartist.info
Caitlin McCarthy
PROFESSIONAL ARTIST



Fine art FOR YOUR KIDS

At Cygnets our focus is on traditional drawing, painting, and sculpture, combined with unique projects - all taught by experienced teachers using professional quality materials.

AFTER SCHOOL CLUB
EYFS - YEAR 6
ALL ABILITIES
ALL MATERIALS PROVIDED

Day: Wednesdays

Time: 3:15 - 4:15 PM

Venue: Sandgate Primary School, Bears classroom

Cost: £13.50 per week for 10 weeks (Term 3 and Term 4)

Starting date: Wednesday 21st January 2026

Final date: Wednesday 1st April 2026

Book Now! SCAN THE QR CODE OR USE THE LINK BELOW:



<https://cygnets-art-school-folkestone.classforkids.io/term/2>