

Dear Ladybirds and Bumblebees,

Next week, we are looking at the number 10. 10 is the whole amount that we will be focussing on. Look at the 10 frames below. One of the parts already has counters in but the other part is missing. See if you can work out the different ways of making 10 with 2 parts.

Love Lottie and Buzz



Week beginning 5<sup>th</sup> May 2026

Dear Parents/Carers,

We hope you all enjoyed the bank holiday weekend. It's hard to believe it was only at the start of this week, we have certainly packed a lot into just four days!

We are very excited to share that our caterpillars are beginning to chrysalise, with some already safely tucked into their cocoons. As you can imagine, this has created a real buzz of excitement in Ladybirds and Bumblebees, and we cannot wait to observe the next stage of their life cycle.

In Literacy this week, we innovated The Very Hungry Caterpillar by changing the fruits the caterpillar eats each day. The children drew their own story maps to show their ideas and began writing their own innovated versions of the story, step by step. We will continue developing this piece of writing next week as we prepare for our Hot Task.

In Maths, we began by revisiting the composition of 5 using the stem sentence:

**"5 is made of \_\_\_ and \_\_\_; \_\_\_ and \_\_\_ make 5."**

We then moved on to exploring the composition of numbers 6–9 and considered how they are made of "5 and a bit" using the stem sentence:

**"\_\_\_ is made of 5 and \_\_\_; 5 and \_\_\_ make \_\_\_."**

The ten frame has been especially helpful in allowing the children to recognise the structure of numbers quickly, as the group of 5 is immediately visible.

In our wider curriculum learning, we continued exploring how different religions welcome people into their faith communities, with a particular focus on Islam this week. In History, we learnt about Henry VIII and compared him with King Charles, discussing similarities and differences between monarchs past and present. In Science, we explored the different parts of a flower as part of our ongoing learning about growth and living things.

As we move towards the end of the academic year, we start considering the transition to Year 1 and how we can make this as smooth as possible for the children. Some of the things that we do at the end of Term 5 and in Term 6 to support this are:

- Class and group mixing for lessons in Foundation
- Storytimes with potential Year 1 staff
- Time in new classrooms for stories or lessons
- Transition Meeting with Year 1 staff
- Transition photo booklet

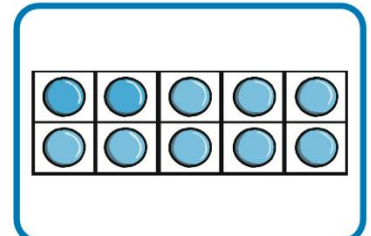
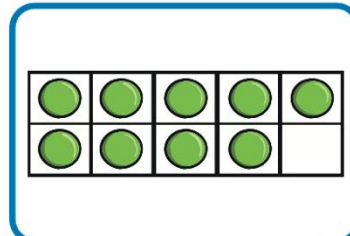
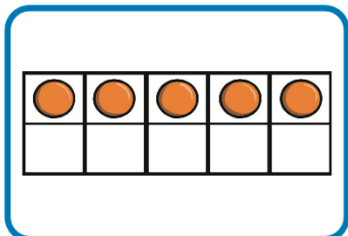
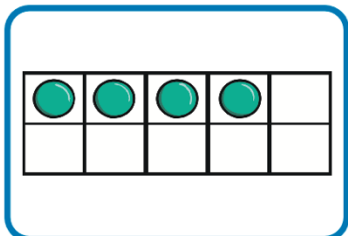
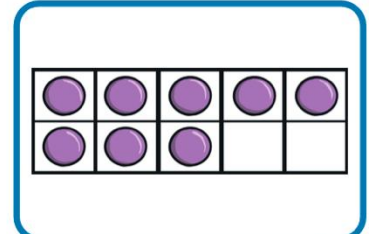
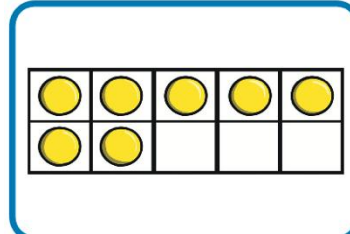
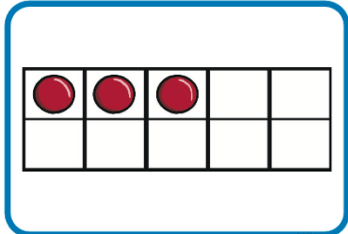
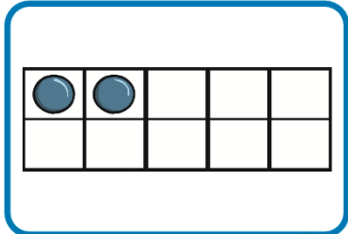
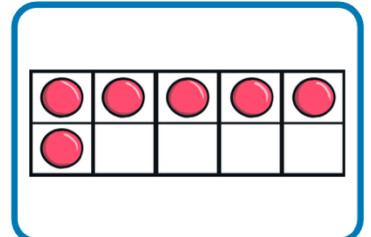
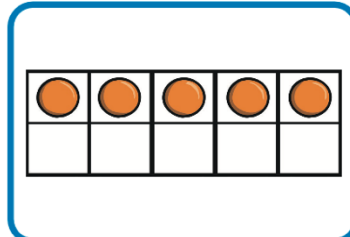
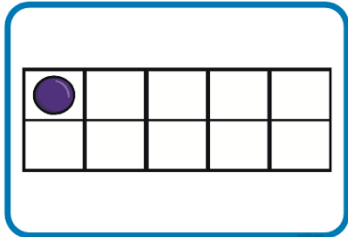
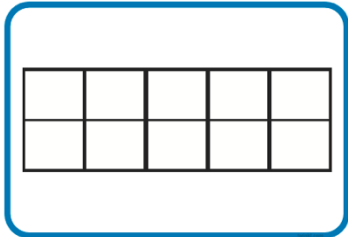
We will provide further details and dates closer to the time, but if you have any questions please do not hesitate to ask.

**Dates for your diaries:**

- **Monday 18<sup>th</sup> May:** Class photos. Children to come to school in school uniform on this day.
- **Friday 22<sup>nd</sup> May:** Last day of Term 5
- **Tuesday 16<sup>th</sup> June:** Whole school sports day

**Remember to keep an eye out on the main school newsletter for some exciting PTA events too!**

Have a lovely weekend,  
The Foundation Team



Vocabulary for next week:



## Road Safety

Ways to stay safe when we are near roads, cars, and bikes, like looking both ways before crossing.



## join

To put two or more things together using glue, tape, string, or pins.



## cut

To use scissors or tools to make something smaller or change its shape.



## fold

To bend material like paper or card to make a new shape.



## pins

Small metal pins with two bendy legs that hold pieces of paper or card together so they can move.



## design

A plan or idea for making something.



## texture

How something feels, like smooth, rough, soft, or bumpy.



## function

What something does or what it is used for.