


Dear Ladybirds and Bumblebees,

This week we have another maths game for you to help with the number bonds to 10. Roll a dice and move that many spaces on the board. The number you land on is one part of 10; you need to say what the other part of 10 is. For example, if you land on 7, the other part of 10 is 3. We have provided a double dice frame to help you, if you need it, like we have been using at school. Place counters (or pom poms, Cheerios, coins etc: whatever you have to hand) on the dice frame to represent the number you land on, then see how many more you need to make 10.

Most importantly, have fun!

Love Lottie and Buzz



Week beginning 11th May 2026

Dear Parents/Carers,

We have had another lovely week here in Foundation and the children have been patiently watching our caterpillars who are now all in their cocoons. They have been very still for the last few days, so we are hoping that the Butterflies will appear very soon!

In Literacy, we continued to take our time writing a short part of The Very Hungry Caterpillar each day. We have also continued to practise using tramlines to help us with our letter sizing, with a particular focus on tall letters such as t, h and l.

This week in Maths, we have been using our knowledge of the double dice frame to help us think about number bonds to 10. The children are easily able to recall that 5 and 5 makes 10, so the challenge has been to see which other two numbers also make 10.

In Phonics, we have been continuing with Phase 5a of the Animaphonics scheme. In this phase, we are recapping previously learnt digraphs, as well as learning alternative spellings for known digraphs. For example, in week 2 we recapped the 'ai' digraph and in week 3 we learnt the 'ay' digraph, which makes the same sound. We are also continuing to learn one new Rainbow Word every week. So far this term you should have received a copy of 'their', 'are' and 'her'. You will find 'his' in your child's book bag today.

In the wider curriculum, we have had a DT focus this week, as we have designed, made and evaluated split pin minibeast. We all really enjoyed this! In RE, we thought about whether items and events are religious or not and sorted them into groups. In PE, we continued with our Balanceability sessions and also had a go at some running races in preparation for sports day next term.

As part of our learning about 'growing' this term, the children recently planted some sunflower seeds that they been looking after and watching carefully to see if they have grown. We will be sending these home with you today and are hoping that you will continue to look after them and plant them in your gardens at home if you can. Here are a few tips:

1. Keep them on a sunny windowsill or in a greenhouse to keep them safe from slugs and snails until they are planted out.
2. Plant them out when they're around 30cm tall. Plant out in a sheltered position once the risk of frost has passed. Sunflowers like to grow in a rich soil.
3. Protect them as best you can from slug and snail damage by using copper bands, broken eggshells, or any other organic slug control methods.
4. As the Sunflowers grow, you'll need to tie them to canes or to the fence or balcony railings to stop them blowing over. Keep them moist through the summer as the little seedlings turn into giants.

We would love to see any photos of your sunflowers once they have grown!

Next week, we would like to invite the children to bring in **one** of their favourite small toys or teddies on **Thursday** (21st May) to inspire some very exciting storytelling. We look forward to seeing what they bring to share!

Dates for your diaries:

- **Monday 18th May:** Class photos. **Children to come to school in school uniform on this day.**
- **Friday 22nd May:** PTA Colour Run – After school
- **Friday 22nd May:** Last day of Term 5
- **Tuesday 16th June:** Whole school sports day

Remember to keep an eye out on the main school newsletter for some exciting PTA events too!

Have a lovely weekend,
The Foundation Team

Vocabulary for next week:



toy

An object that you play with. Toys are made to be fun and sometimes to help you learn things. Most toys are made for children.




teddy

A teddy is a children's toy, made from soft or furry material, which looks like a friendly bear.



map

A map is a drawing of all or part of Earth's surface. Its basic purpose is to show where things are.



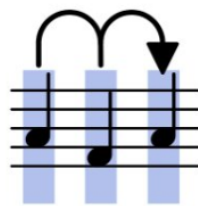
monarch

The king, queen, emperor, or empress in charge.



instruments

An object that can be used to produce music is called a musical instrument.



beat

The beat in music is the steady, consistent pulse or heartbeat of a song. It is the underlying, unchanging rhythm that makes you want to clap your hands, tap your feet, or dance, and it stays the same speed throughout the music.



improvisation

Improvisation is a way of making up music on the spot using your voice, musical instruments or everyday objects. When you improvise you have not practiced it before!




Screen time

Screen time is a term used for activities done in front of a screen, such as watching TV or a tablet, working on a computer, or playing video games.



online safety

Making sure that the ways which children use the internet, are safe.



<input type="text"/>	<input type="text"/>	<input type="text"/>	<input type="text"/>
<input type="text"/>	<input type="text"/>	<input type="text"/>	<input type="text"/>